



MYB.TEXTILES

---

## MEASURING GUIDE

---

Accurate sizes are essential to eliminate errors in ordering. Please use these instructions to provide us with accurate measurements for your blinds.

Firstly, you must decide if you'd prefer the blind to fit on the inside or the outside of your window recess.

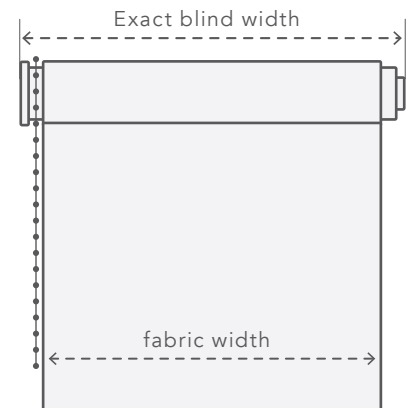
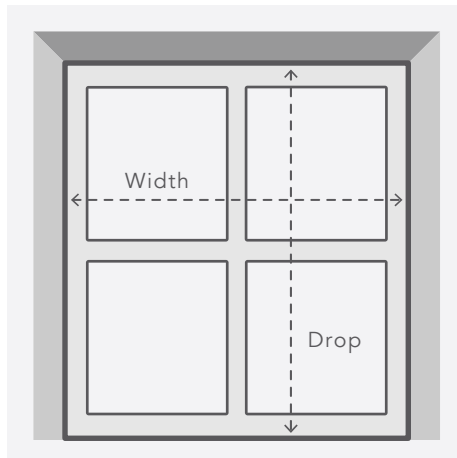
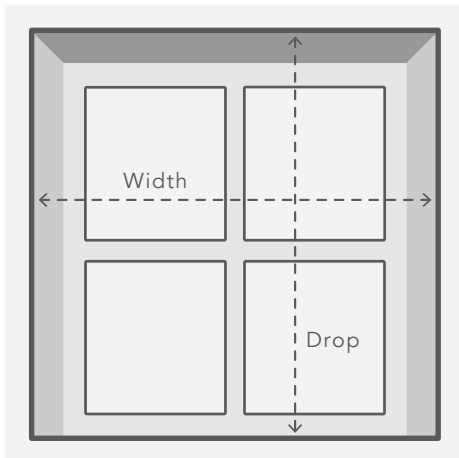
Please note that if the recess is less than 51mm deep, or the window opens inwards, the blind must be fitted to the outside of the window recess.

---

### PIN WIDTH (OUTSIDE)

### RECESS WIDTH (INSIDE)

### FABRIC WIDTH



Decide how much you wish to overlap the recess at each side and at the top and bottom.

Remember the 30mm difference between cloth size and pin size.

Give the width and height of the recess exactly. We will allow the working tolerances.

It is advisable to measure the width in several places and you should of course quote the minimum width.

Fabric size is always 30mm less than the overall pin size.

The brackets provided with your roller blind are suitable for face fixing, side fixing or top fixing.

---

Please give exact measurements.  
We accept no responsibility for errors in ordering.